

QUEEN BEE 410

Prodotto sfoderabile. Disponibile solo in tessuto.
Sono sfoderabili tutti gli elementi fatta eccezione per l'angolo.

STRUTTURA: multistrato con particolari in abete.
MOLLEGGIO: sedute con cinghie elastiche rinforzate.

CUSCINI DISEDUTA: in poliuretano 35-30 Kg/m³ rivestiti in ovatta.

CUSCINI SCHIENALE: in poliuretano 21 Kg/m³ rivestito in ovatta.

PIEDI: in plastica antiscivolo.

Entièrement déhoussable.

Disponible uniquement en tissu.

Tous les éléments sont déhoussable, sauf celui d'angle.

STRUCTURE : contreplaqué avec détails en sapin.

SUSPENSIONS: assises avec sangles élastiques renforcées.

COUSSINS D'ASSISE : polyuréthane 35-30 kg/m³ recouverts de ouate.

COUSSINS DE DOSSIER : polyuréthane 21 kg/m³ recouverts de ouate.

PIEDS : en plastique antidérapant.

Available in fabric only.

Entirely removable cover.

All elements are removable except the corner cover.

FRAME: plywood with fir details.

SUSPENSIONS: with reinforced elastic webbing.

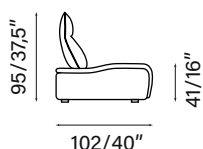
SEAT CUSHIONS: 35-30 kg/m³ polyurethane, covered in wadding.

BACKREST CUSHIONS: 21 kg/m³ polyurethane, covered in wadding.

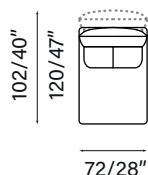
FEET: plastic non-slip.

DISEGNI IN SCALA 1:8 - MISURE ESPRESSE IN CM/POLLICI

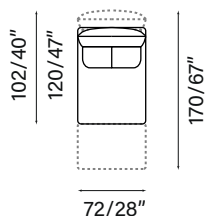
DESSINS À L'ÉCHELLE 1:8 - MESURES EXPRIMÉES EN CM/POUCES



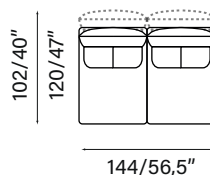
509



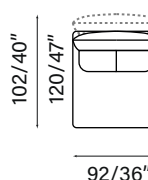
631



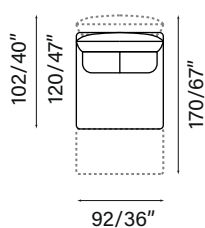
531



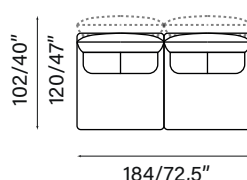
502



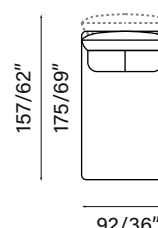
630



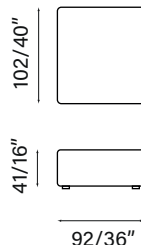
508



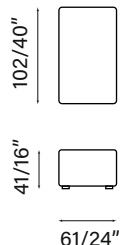
501



142



140



148

